

SHOCKWAVE CHOICE

Because every shop is different, the exclusive SHOCKWAVE package is available on two of Rotary's most legendary products: the two-post SPOA product family and the inground Smartlift®, giving you even more options for increased speed and productivity.



Shown: SPOA10X
10,000 lbs. capacity
asymmetrical lift

SHOCK
WAVE
EQUIPPED
SPOA10



Shown: SL210X
10,000 lbs. capacity
asymmetrical lift

SHOCK
WAVE
EQUIPPED
SL210

MODEL	ARM TYPE	CAPACITY
SPOA82	Moveable Pads	7,000 lbs.
SPOA10 HYBRID	Front pad / 3 stage arm	7,000 lbs.
SPOA10	Standard arm package with flip up adapters	10,000 lbs.
SPOA10 RA	Standard arm package with rubber thread up adapters	10,000 lbs.
SPOA10TA	With truck adapters	10,000 lbs.
SL210 MP8	Moveable pads	8,000 lbs.
SL210 TRIO	3 stage arm / RA, flip up adapters	10,000 lbs.

SHOCKWAVE RETURN

Only Shockwave Equipped lifts give you the tools you need to boost bay productivity and immediately increase your shop's number of service orders per bay.



See what Shockwave can do for your business with our interactive ROI calculator. Simply use this QR code or go to www.rotarylif.com for a fully customizable snapshot of how we can help your business grow in today's competitive market.



Time Savings and Additional Profit for Shockwave™ vs. Standard Lift	
TIME USING A STANDARD LIFT	
99.0	Lift raise & lower cycle time per project (sec.)
0.5	Time to raise & lower lift daily per bay (hrs)
1.0	Time to raise & lower all shop lifts daily (hrs)
5.0	Time to raise & lower all shop lifts weekly (hrs)
TIME AND SAVINGS USING A SHOCKWAVE EQUIPPED LIFT	
46.0	Time to raise & lower lift per project (sec.)
0.2	Time to raise & lower lift daily per bay (hrs)
0.5	Time to raise & lower all shop lifts daily (hrs)
2.3	Time to raise & lower all shop lifts weekly (hrs)
2.7	Time savings to raise & lower all shop lifts weekly (hrs.)
\$137	Additional weekly profit per bay
\$5,348	Additional annual profit per bay

\$5,348 additional annual profit per bay vs. a standard lift*



Rotary World Headquarters
2700 Lanier Drive
Madison, IN 47250, USA
800-640-5438
www.rotarylif.com



REMEMBER TO INSPECT
Have your lifts inspected annually.



Li# SHOCKWAVE_INTRO_BROCHURE_2011.10
©2011 VEHICLE SERVICE GROUP™, Printed in U.S.A., All Rights Reserved. Unless otherwise indicated, ROTARY LIFT, VEHICLE SERVICE GROUP™, DOVER and all other trademarks are property of Dover Corporation and its affiliates.



Contract Holder
FSS Contract GS07F8953D

* Based on two lifts operating for 260 working days a year, 18 cycles a week, with an average job ticket of \$38.00. - Data from a 2011 Tire & Motion study of numerous repair shops and dealerships.

EXCLUSIVE • BREAKTHROUGH • VERSATILITY • PRODUCTIVITY



INDUSTRY CHANGING • BOLD • INNOVATIVE • FAST

SHOCKWAVE™

INTRODUCING THE WORLD'S FASTEST LIFT

Shockwave Equipped Rotary Lifts come standard with the SPEED, CHOICE & RETURN on investment that will help you achieve your goals of greater technician productivity and higher profits.

Designed specifically for bays where service speed is paramount, Shockwave Equipped lifts are the fastest in the world; helping you keep step with the ever changing demands in the vehicle service industry.


This innovative, industry changing technology is only available from Rotary, the world's most trusted lift.



Spotline™ motion activated laser helps spot vehicles the first time


SPOTTING A VEHICLE ISN'T ALWAYS EASY. THE PATENT PENDING LASER GUIDED SPOTLINE HELPS GET CARS IN THE BAY QUICKLY AND ACCURATELY THE FIRST TIME.

Greatly reduces spotting time by shooting a green laser line down the center of the bay and on to the hood and dash



When you center the vehicle on the line, you're right where you need to be for a quick lift.

Motion sensor turns laser on and off for longer life.



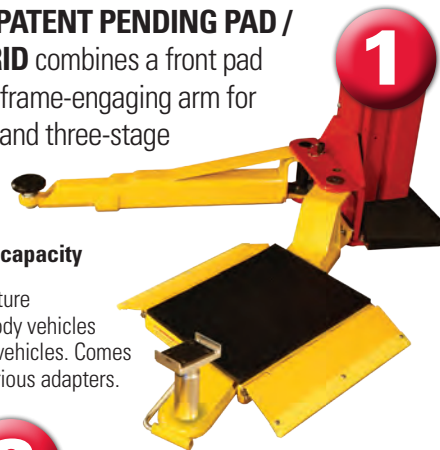
Equipped with pads, arms or our new pad / arm hybrid

ONLY SHOCKWAVE EQUIPPED LIFTS GIVE YOU A CHOICE OF LIFT SUPERSTRUCTURES TO MATCH YOUR SHOP'S NEEDS.

1. EXCLUSIVE PATENT PENDING PAD / ARM / HYBRID combines a front pad with auxillary frame-engaging arm for easy spotting and three-stage rear arms for versatility.


7,000 lbs. lifting capacity

Hybrid superstructure primarily for unibody vehicles and select frame vehicles. Comes complete with various adapters.




2. Ultra low profile MOVABLE PAD which slides easily into place for lifting unibody vehicles

7,000 lbs. lifting capacity



3. Or choose between two STANDARD ARM PACKAGES which pick up a wide variety of vehicles.

10,000 lbs. lifting capacity



SHOCKWAVE SPEED

DC power reduces operating cost

SHOCKWAVE'S PATENT PENDING DC POWER SYSTEM GIVES YOU LOWER COST, MORE RELIABLE OPERATION.

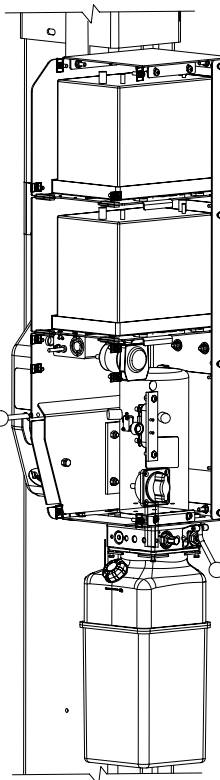
Uses two standard 24 series batteries

Its built in battery charger uses 110v power, eliminating the need for expensive 220v or higher wiring:

An installation savings of up to 80%

Your Shockwave Equipped lift will even operate during a power outage

DC power is environmentally friendly



2X faster rise and descent

SHOCKWAVE'S EARTH SHATTERING SPEED IS ACHIEVED THROUGH THE COMBINATION OF ITS PATENT PENDING DC POWER SYSTEM AND OTHER TECH FRIENDLY FEATURES.

User friendly features such as SPOTLINE and your choice of superstructures gets vehicles in the bay and in the air faster than any other lift.



Its 25 second rise and 19 second descent is TWICE as fast as other standard lifts!

Speeds based on weight of vehicle

More productivity makes happier technicians

"It's the best lift I've ever used. It's quicker, it's more efficient, and it operates very smoothly. The technicians love these lifts. I wouldn't even consider putting anything else in."

- Gene Byrd, Fixed Operations Director
Ed Morse Automotive Group
Alabama and Florida franchises



Shown: SPOA10X
10,000 lbs. capacity
asymmetrical lift



No more crawling on dirty floors.

The world class speed and available options of a Shockwave Equipped lift are a game changer for your business and technicians. You'll see immediate increases in productivity and revenue that will help you retain your best employees.

Shockwave Equipped SPOA10s and Smartlifts® are third party tested by ETL and ALL.

